

# GardenLife®

Need advice? Can't decide?  
We're here to help, just call:

**0131 660 6333**



## Best online prices for log cabins guaranteed

We believe our products are of the highest standard and that our prices cannot be matched on a like for like basis. If you find a GardenLife cabin on any other website for a lower price we'll match that price!

## 5 year warranty on all timber buildings

GardenLife log cabins come with a full five year warranty that guarantees replacement of any component parts if they are found to be defective.

## Completely free shipping to UK mainland

If you live on the UK mainland and order a log cabin or timber garden building from our site it will be delivered completely free of charge!

## £50 cashback & £100 off for friends & family

Purchase any GardenLife log cabin or timber building and claim £50 each time you refer friends and family! There's no limit to how much you could earn and each person you refer gets £100 off their purchase!

## On site construction available on request

Worried about building your log cabin? Don't be, GardenLife provide an on site construction service throughout much of the UK. Let our trained professionals take the strain and call for a quote.

# Installation manual

Montageanleitung • Notice de montage • Istruzioni per il montaggio • Manual de montaje

## Pavilion PAV28-5830

Pavillon • Pavillon • Padiglione • Pabellón

Width 577 x Depth 300 cm

Breite/Tiefe • Largeur/Profondeur • Lunghezza/Profondità • Ancho/Profundidad

Log thickness 28 mm

Bohlenstärke • Épaisseur des murs • Spessore delle pareti • Grosor de pared



The producer shall have the right to make technical changes to the product • Technische Änderungen vorbehalten • Le producteur réserve le droit d'effectuer des modifications techniques au produit • Il produttore mantiene il diritto di apportare modifiche tecniche al prodotto • Reservado el derecho a modificaciones técnicas



## Garden house painting and maintenance

Wood is a natural material, growing and adapting depending on weather conditions. Large and small cracks, colour tone differences and changes, as well as a changing structure of wood are not errors, but a result of wood growing and a peculiarity of wood as a natural material.

Unprocessed wood (except for foundation joists) becomes greyish after having been left untouched for a while, and can be turn blue and become mouldy. To protect the wooden details of your garden house, you must immediately process them with a wood preservative.

We recommend that you cover the floor boards in advance with a colourless wood impregnation agent, especially the bottom sides of the boards, to which you will no longer have access when the house is assembled. Only this will prevent moisture penetration.

We definitely recommend that you also process the doors and windows with a wood impregnation agent, and do that namely both inside and outside! Otherwise the doors and windows can become twisted.

After the house assembly is completed, we recommend for the conclusive finishing a weather protection paint that will protect wood from moisture and UV radiation.

When painting, use high quality tools and paints, follow the paint application manual and manufacturer's safety and usage instructions. Never paint a surface in strong sunlight or rainy weather. Consult a specialist regarding paints suitable for unprocessed softwood and follow the paint manufacturer's instructions.

Having been properly painted, your garden house's lifetime will increase substantially. We recommend that you inspect the house thoroughly once every six months.

## 2 Preparation for assembly

### Tools and preparation of components

To assemble the garden house, you will need the following tools:



assembly aid



ladder



hammer



water-level



screwdriver



saw



knife



measuring tape



pliers

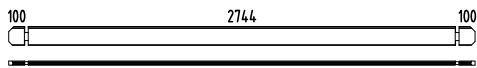
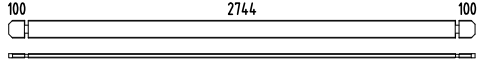





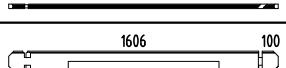

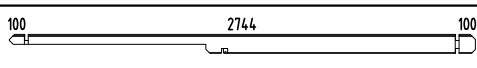
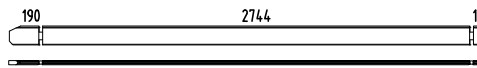








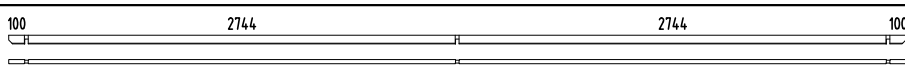



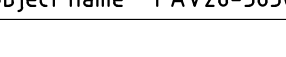


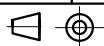
drill

**ADVICE:** To avoid splinters, we recommend that you wear the corresponding protective gloves during the assembly process.

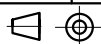


















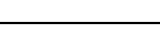








**We wish you total success with the garden house installation and much joy with this house for many years to come!**

Pos	SPECIFICATION-STÜCKLISTE-NOMENCLATURE-ELEMENTI-ESPECIFICACIÓN "PAV28-5830" T00351	Pcs	Profile (mm)	Length (mm)
001		21	28x114	3000
002		2	28x114	3000
003		6	28x114	1734
004a		1	28x114	1734
004b		1	28x114	1734
005		39	28x114	382
006		11	28x114	382
007a		1	28x114	1734
007b		1	28x114	1734
008a		1	28x114	3000
008b		1	28x114	3000
009		1	28x114	3180
016a		1	28x57	270
016b		1	28x57	270
017		17	28x114	270
018		17	28x114	270
019a		1	28x114	1990
019b		1	28x114	1990
020		1	28x57	190
021		1	28x57	5772
022		21	28x114	5772
023		2	28x57	5772
024a		1	28x57	1734
024b		1	28x57	1734
025		6	28x114	1734















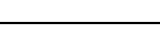




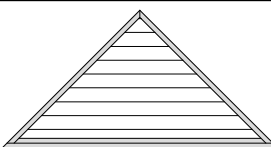


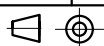
Pos	SPECIFICATION-STÜCKLISTE-NOMENCLATURE-ELEMENTI-ESPECIFICACIÓN "PAV28-5830" T00351	Pcs	Profile (mm)	Length (mm)
026		11	28x114	382
W2-1		1		
BM1	Beam- Balken- Poutre- Trave- Viga 	1	44x140	2740
EaE1	Eave edging- Dachrandbrett- Madrier en bordure du toit- Tavola bordo tetto- Tabla de valadizo 	2	19x120	3630
EaE3	Eave edging- Dachrandbrett- Madrier en bordure du toit- Tavola bordo tetto- Tabla de valadizo 	2	19x120	3225
EaE2	Eave edging- Dachrandbrett- Madrier en bordure du toit- Tavola bordo tetto- Tabla de valadizo 	2	19x120	2400
Pst3	Post- Pfosten- Poteau- Montante- Poste 	1	90x90	2140
Pst2	Post- Pfosten- Poteau- Montante- Poste 	1	70x70	750
Pst1	Post- Pfosten- Poteau- Montante- Poste 	1	70x70	750
RoR3	Rafter- Sparre- Chevron- Trave- Cabrio 	4	44x95	2298
RoR4	Rafter- Sparre- Chevron- Trave- Cabrio 	8	44x95	1763
RoR2	Rafter- Sparre- Chevron- Trave- Cabrio 	4	44x95	1258
RoR1	Rafter- Sparre- Chevron- Trave- Cabrio 	4	44x95	1258
SP2	Support brace- Stützleiste- Bagueffe de support- Listello di supporto- Listón de soporte 	1	120x28	2200
SP1	Support brace- Stützleiste- Bagueffe de support- Listello di supporto- Listón de soporte 	2	44x95	780
UP5	U-profile board- U-Profilleiste- Bagueffe profilée en U- Listello profilo ad U- Listón de perfil U 	2	44x88	900
UP3	U-profile board- U-Profilleiste- Bagueffe profilée en U- Listello profilo ad U- Listón de perfil U 	4	44x88	878
UP1	U-profile board- U-Profilleiste- Bagueffe profilée en U- Listello profilo ad U- Listón de perfil U 	4	44x88	878
UP2	U-profile board- U-Profilleiste- Bagueffe profilée en U- Listello profilo ad U- Listón de perfil U 	12	44x88	578
UP4	U-profile board- U-Profilleiste- Bagueffe profilée en U- Listello profilo ad U- Listón de perfil U 	1	25x55	2010
PR1	Purlin- Dachpfette- Arbalétrier- Arcareccio- Correa 	1	44x120	2903
SiS5-1	Side slat - Randleiste - Bagueffe en bordure - Listello bordo 5 	2	28x45	1516
StB1-1	Storm brace- Sturmleiste- Protection contre le vent- Antivento- Protector contra tormentas 	5	25x45	2200



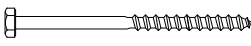
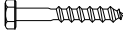




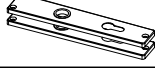

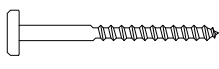

















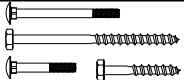
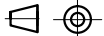


Pos	SPECIFICATION-STÜCKLISTE-NOMENCLATURE-ELEMENTI-ESPECIFICACIÓN "PAV28-5830" T00351	Pcs	Profile (mm)	Length (mm)
RB1-1	Roof board- Dachbrett- Madrier du toit- Tavola tetto- Tabla de tejado  48°/48°	2	89x16	4631
RB1-2	Roof board- Dachbrett- Madrier du toit- Tavola tetto- Tabla de tejado  48°/48°	2	89x16	4467
RB1-3	Roof board- Dachbrett- Madrier du toit- Tavola tetto- Tabla de tejado  48°/48°	2	89x16	4304
RB1-4	Roof board- Dachbrett- Madrier du toit- Tavola tetto- Tabla de tejado  48°/48°	2	89x16	4140
RB1-5	Roof board- Dachbrett- Madrier du toit- Tavola tetto- Tabla de tejado  48°/48°	2	89x16	3977
RB1-6	Roof board- Dachbrett- Madrier du toit- Tavola tetto- Tabla de tejado  48°/48°	2	89x16	3813
RB1-7	Roof board- Dachbrett- Madrier du toit- Tavola tetto- Tabla de tejado  48°/48°	2	89x16	3649
RB1-8	Roof board- Dachbrett- Madrier du toit- Tavola tetto- Tabla de tejado  48°/48°	2	89x16	3486
RB1-9	Roof board- Dachbrett- Madrier du toit- Tavola tetto- Tabla de tejado  48°/48°	2	89x16	3322
RB1-10	Roof board- Dachbrett- Madrier du toit- Tavola tetto- Tabla de tejado  48°/48°	2	89x16	3159
RB1-11	Roof board- Dachbrett- Madrier du toit- Tavola tetto- Tabla de tejado  48°/48°	2	89x16	2995
RB1-12	Roof board- Dachbrett- Madrier du toit- Tavola tetto- Tabla de tejado  48°/48°	2	89x16	2832
CB1-1	Roof board- Dachbrett- Madrier du toit- Tavola tetto- Tabla de tejado 2  48°/48°	2	89x16	3167
CB1-2	Roof board- Dachbrett- Madrier du toit- Tavola tetto- Tabla de tejado 2  48°/48°	2	89x16	3004
CB1-3	Roof board- Dachbrett- Madrier du toit- Tavola tetto- Tabla de tejado 2  48°/48°	2	89x16	2840
CB1-4	Roof board- Dachbrett- Madrier du toit- Tavola tetto- Tabla de tejado 2  48°/48°	2	89x16	2677
CB1-5	Roof board- Dachbrett- Madrier du toit- Tavola tetto- Tabla de tejado 2  48°/48°	2	89x16	2513
CB1-6	Roof board- Dachbrett- Madrier du toit- Tavola tetto- Tabla de tejado 2  48°/48°	2	89x16	2349
CB1-7	Roof board- Dachbrett- Madrier du toit- Tavola tetto- Tabla de tejado 2  48°/48°	2	89x16	2186
CB1-8	Roof board- Dachbrett- Madrier du toit- Tavola tetto- Tabla de tejado 2  48°/48°	2	89x16	2022
CB1-9	Roof board- Dachbrett- Madrier du toit- Tavola tetto- Tabla de tejado 2  48°/48°	2	89x16	1859
CB1-10	Roof board- Dachbrett- Madrier du toit- Tavola tetto- Tabla de tejado 2  48°/48°	2	89x16	1695
CB1-11	Roof board- Dachbrett- Madrier du toit- Tavola tetto- Tabla de tejado 2  48°/48°	2	89x16	1532
CB1-12	Roof board- Dachbrett- Madrier du toit- Tavola tetto- Tabla de tejado 2  48°/48°	2	89x16	1368
CB1-13	Roof board- Dachbrett- Madrier du toit- Tavola tetto- Tabla de tejado 2  48°/48°	2	89x16	1205



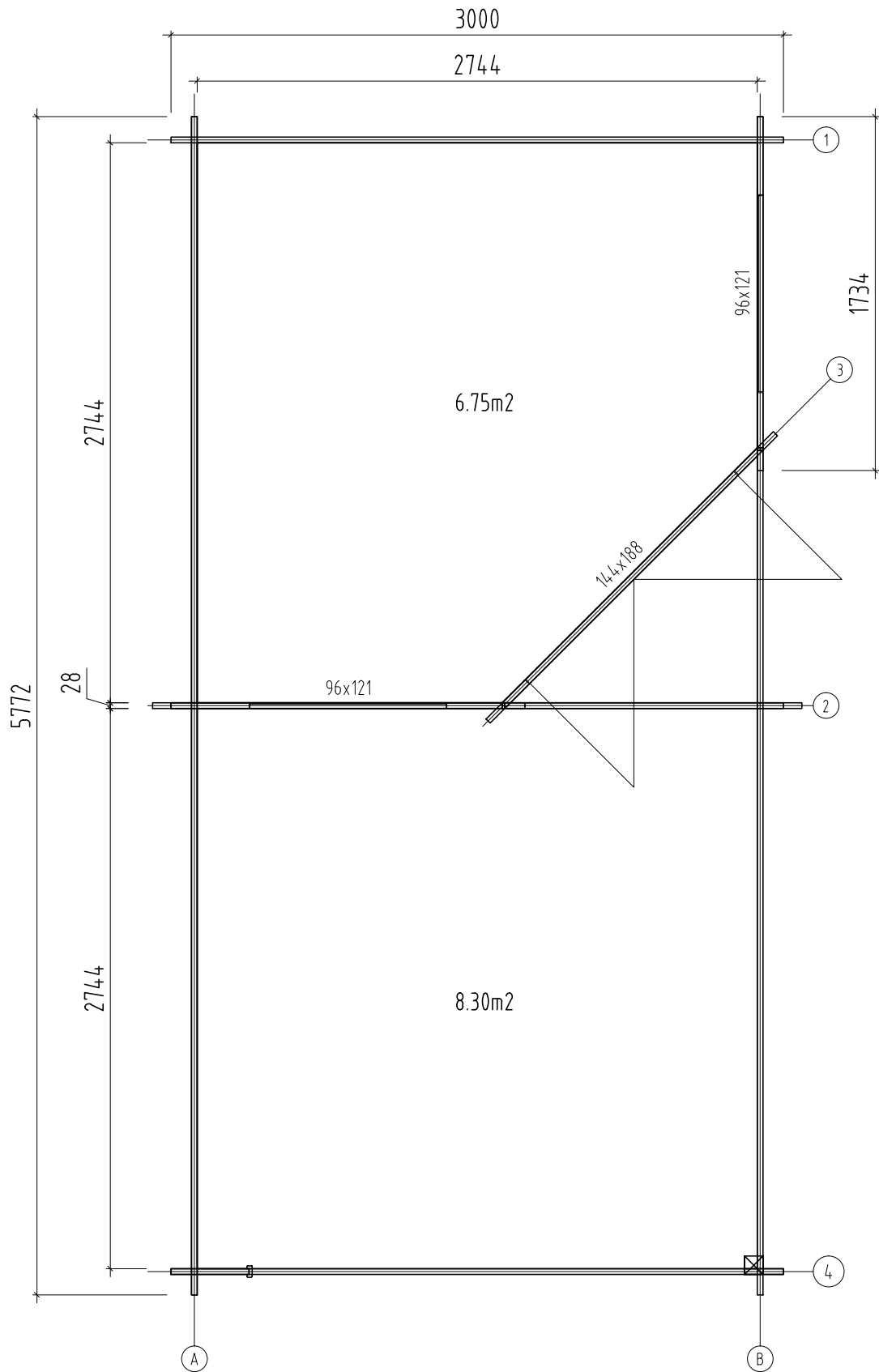
Pos	SPECIFICATION-STÜCKLISTE-NOMENCLATURE-ELEMENTI-ESPECIFICACIÓN "PAV28-5830" T00351	Pcs	Profile (mm)	Length (mm)
CB1-14	Roof board- Dachbrett- Madrier du toit- Tavola tetto- Tabla de tejado 2 	2	89x16	1041
CB1-15	Roof board- Dachbrett- Madrier du toit- Tavola tetto- Tabla de tejado 2 	2	89x16	877
CB1-16	Roof board- Dachbrett- Madrier du toit- Tavola tetto- Tabla de tejado 2 	2	89x16	714
CB1-17	Roof board- Dachbrett- Madrier du toit- Tavola tetto- Tabla de tejado 2 	2	89x16	550
CB1-18	Roof board- Dachbrett- Madrier du toit- Tavola tetto- Tabla de tejado 2 	2	89x16	387
CB1-19	Roof board- Dachbrett- Madrier du toit- Tavola tetto- Tabla de tejado 2 	2	89x16	223
UL1-1	Roof board- Dachbrett- Madrier du toit- Tavola tetto- Tabla de tejado 3 	2	89x16	3584
UL1-2	Roof board- Dachbrett- Madrier du toit- Tavola tetto- Tabla de tejado 3 	2	89x16	3502
UL1-3	Roof board- Dachbrett- Madrier du toit- Tavola tetto- Tabla de tejado 3 	2	89x16	3420
UL1-4	Roof board- Dachbrett- Madrier du toit- Tavola tetto- Tabla de tejado 3 	2	89x16	3338
UL1-5	Roof board- Dachbrett- Madrier du toit- Tavola tetto- Tabla de tejado 3 	2	89x16	3257
UL1-6	Roof board- Dachbrett- Madrier du toit- Tavola tetto- Tabla de tejado 3 	2	89x16	3175
UL1-7	Roof board- Dachbrett- Madrier du toit- Tavola tetto- Tabla de tejado 3 	2	89x16	3093
UL1-8	Roof board- Dachbrett- Madrier du toit- Tavola tetto- Tabla de tejado 3 	2	89x16	3011
UL1-9	Roof board- Dachbrett- Madrier du toit- Tavola tetto- Tabla de tejado 3 	2	89x16	2356
UL1-10	Roof board- Dachbrett- Madrier du toit- Tavola tetto- Tabla de tejado 3 	2	89x16	2274
UL1-11	Roof board- Dachbrett- Madrier du toit- Tavola tetto- Tabla de tejado 3 	2	89x16	2192
UL1-12	Roof board- Dachbrett- Madrier du toit- Tavola tetto- Tabla de tejado 3 	2	89x16	2110
UL1-13	Roof board- Dachbrett- Madrier du toit- Tavola tetto- Tabla de tejado 3 	2	89x16	2029
UL1-14	Roof board- Dachbrett- Madrier du toit- Tavola tetto- Tabla de tejado 3 	2	89x16	1947
UL1-15	Roof board- Dachbrett- Madrier du toit- Tavola tetto- Tabla de tejado 3 	2	89x16	1865
UL1-16	Roof board- Dachbrett- Madrier du toit- Tavola tetto- Tabla de tejado 3 	2	89x16	1783
Rel-1	Roof element- Dachelement- Panneau de toit- Elemento di tetto- Elemento tejado 	1	884x57	1767


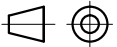


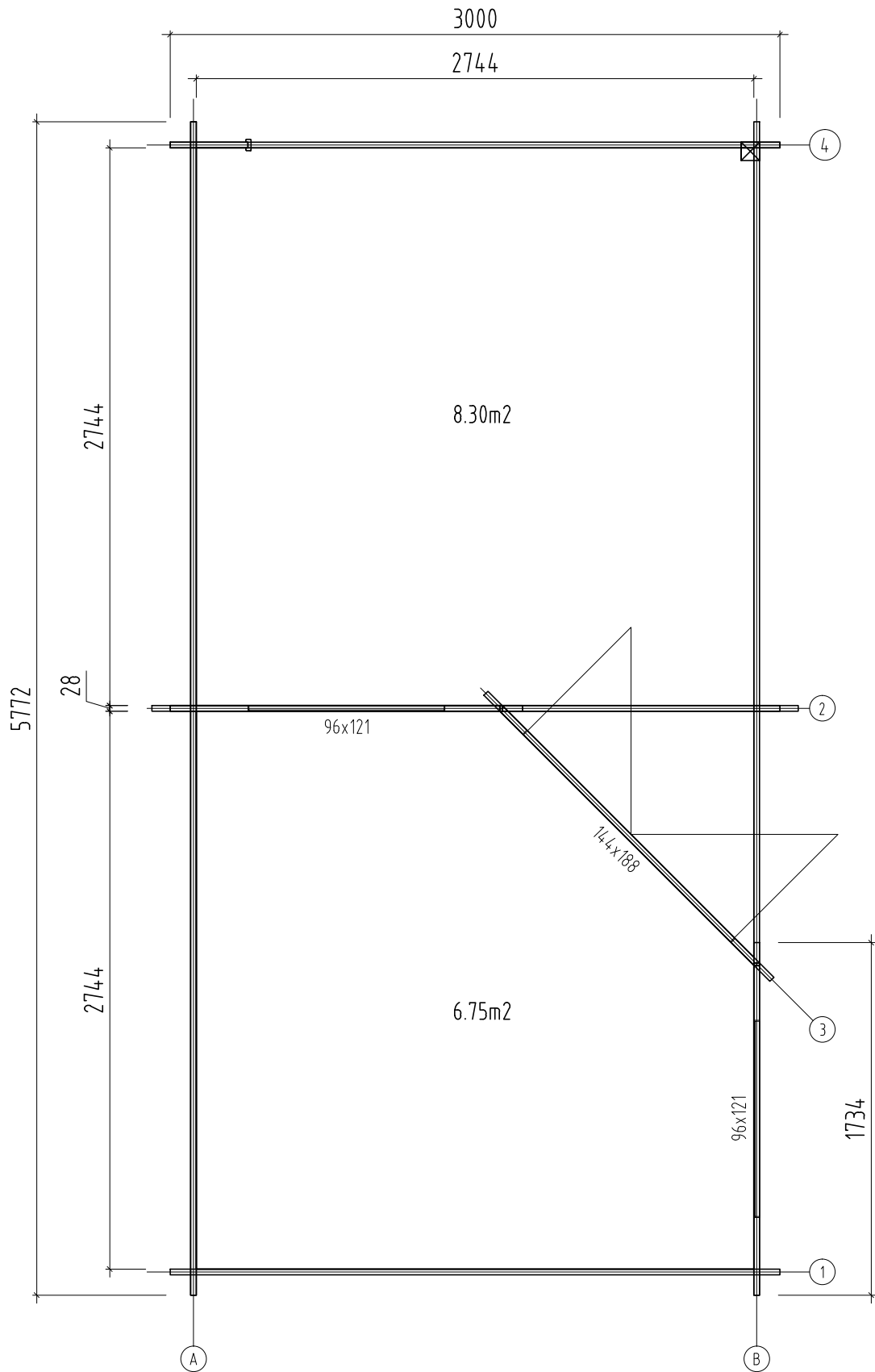
Pos	SPECIFICATION-STÜCKLISTE-NOMENCLATURE-ELEMENTI-ESPECIFICACIÓN "PAV28-5830" T00351		Pcs	
Fim	-Fixing kit- Befestigungsset- Moyens de fixation- Materiale di fissaggio- Kit de fijación		1	USE
QLP80	Adjustment bolt - Senkbolzen - Boulon de reglage - Bullone di regolamento- Perno de ajuste 80-120		1	Pst3
QKSKR8 x160Zn	Bolt -Schloss-schraube -Boulon- Bullone- Perno- 8x160mm KSKR		2	Pst1&2+Pst3
QKSKR 8x70Zn	Bolt -Schloss-schraube -Boulon- Bullone- Perno- 8x70mm KSKR		2	
QPUP0 8x100	Bolt -Schloss-schraube -Boulon- Bullone- Perno- M8x100mm PUP0		4	Pst1&2&+Wall
QPUP 08x60	Bolt -Schloss-schraube -Boulon- Bullone- Perno- M8x60mm PUP0		14	StB1-1; SP2
QULSy damik 30/35	Cylinder- Zylinderschloss- Serrure a mortaiser- Serratura a cilindro- Bombin- 30.35		1	TU28-38R
QULKat eHOBEk	Door fittings- Türbeschlag- Ferrure- Ferramenta porta- Manilla puerta- QULKateHOBEk		1	TU28-38R
QUlli nkHOBE	Door fittings- Türbeschlag- Ferrure- Ferramenta porta- Manilla puerta- QULLinkHOBE		1	TU28-38R
QMKR 6_3x 105kZn	Furniture screw- Innensechskantschraube- Vis Allen- Vite Allen- Tornillo Allen- 6.3x105mm		2	UP4+Wall
QHaak1 50mmZn	Hook- Haken- Crochet- Ganzio- Pestillo QHaak150mmZn		2	TU28-38R+Wall
Qkat tugir	Joining detail- Verbindungsteil- Détail de connection- Dettaglio di collegamento- Detalle de juntura- Qkattugir		2	PR1+RoR3
QServa riiviv astus120	Keeper- Schliessblech- Tole- Lamiera- Aldaba de candado		1	TU28-38R
QNA1 4x40M	Nail- Nagel- Clou- Chiodo- Clavo- 1.4x40mm		70	UP1&2&3&5+Wall
QNA2 2x50Zn	Nail- Nagel- Clou- Chiodo- Clavo- 2.5x50mm		700	RB1-x; CB1-x
QMU8	Nut- Schraubenmutter- Écrou- Dado- Tuerca- M8mm		18	
QKR2_5 x16kZn	Screw- Schraube- Vis- Vite- Tornillo- 2.5x16mm		2	
QKR3 x20Zn	Screw- Schraube- Vis- Vite- Tornillo- 3x20mm		36	TU28-38R; A28-28Y
QKR4 5x40Zn	Screw- Schraube- Vis- Vite- Tornillo- 4.5x40mm		60	
QKR4 5x50Zn	Screw- Schraube- Vis- Vite- Tornillo- 4.5x50mm		70	Rel-1; EaEx; ...
QKR4 5x70Zn	Screw- Schraube- Vis- Vite- Tornillo- 4.5x70mm		80	016; 019; 021; 023; 024 Rel-1; BM1; UP1&3; SiS5-1; SP1; Pstx;
QKR5 x90Zn	Screw- Schraube- Vis- Vite- Tornillo- 5x90mm		60	SP1; RoRx+Wall; RoRx+RoR3; PR1
QKR6x 120Zn	Screw- Schraube- Vis- Vite- Tornillo- 6x120mm		20	RoRx+Wall
QSE8x20	Washer- Dichtscheibe- Joint- Rondella- Arandela- 8x20mm		22	
	Object name "PAV28-5830" T00351			Page 5/6







Object name <b>"PAV28-5830" T00351</b>	Drawing <b>Plan a)</b>	Scale <b>1:30</b>
		Paper <b>A4</b>
 <b>Wooden houses to enjoy</b>	Customer	Log <b>28x114</b>
	Drawn by <b>350</b>	
	Date <b>03.10.2014</b>	File <b>Nancy.dwg</b>
AS Palmako Betooni 9, Tartu, 51014 tel. +372 73 55 530 fax. +372 73 55 544 www.palmako.ee		 Page <b>1</b>



Object name  
"PAV28-5830" T00351

Drawing  
Plan b)

Scale 1:30

Paper A4




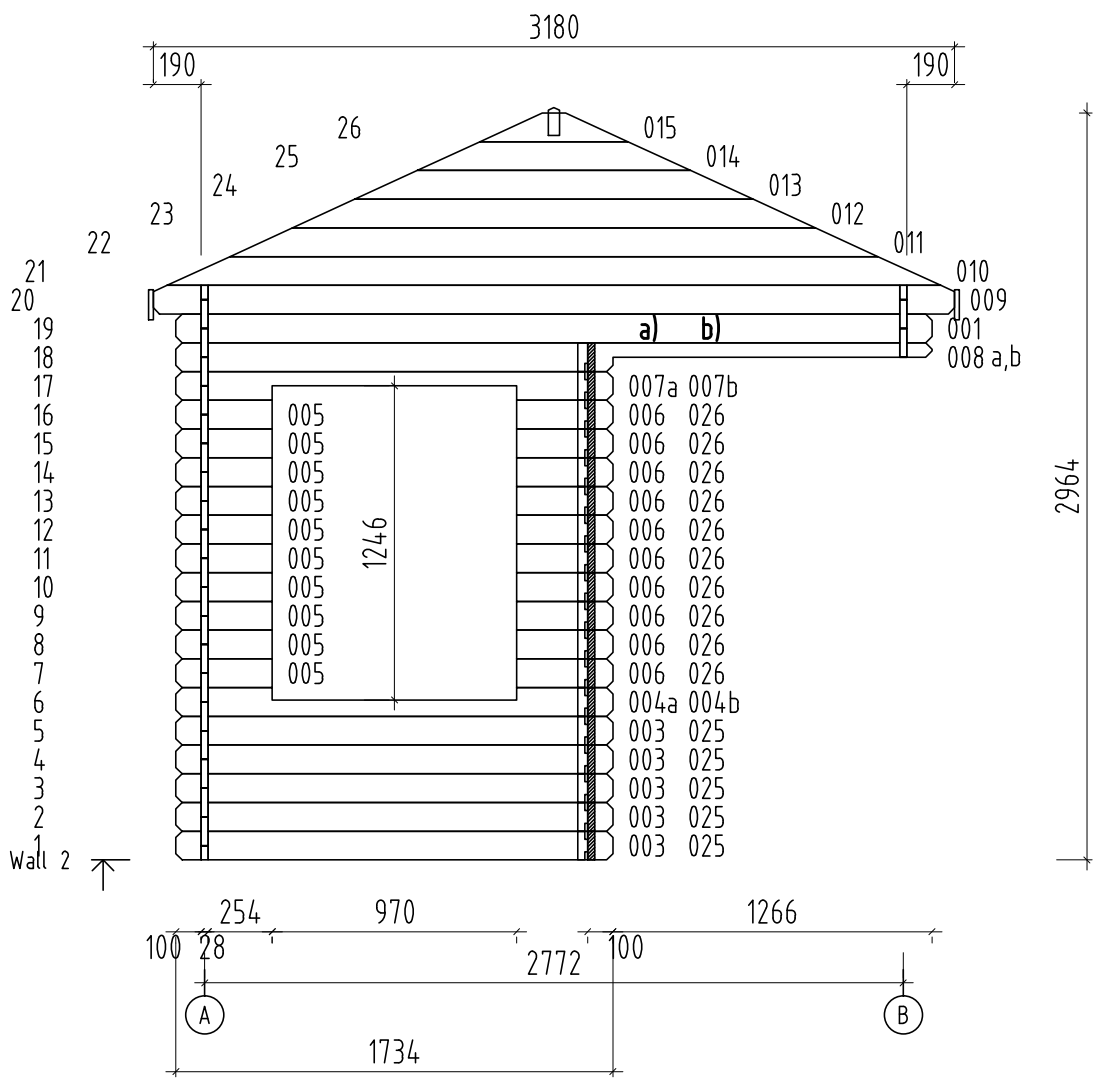
AS Palmako  
Betooni 9, Tartu, 51014  
tel. +372 73 55 530  
fax. +372 73 55 544  
www.palmako.ee

Customer		Log	28x114
Drawn by	350		
Date	03.10.2014		

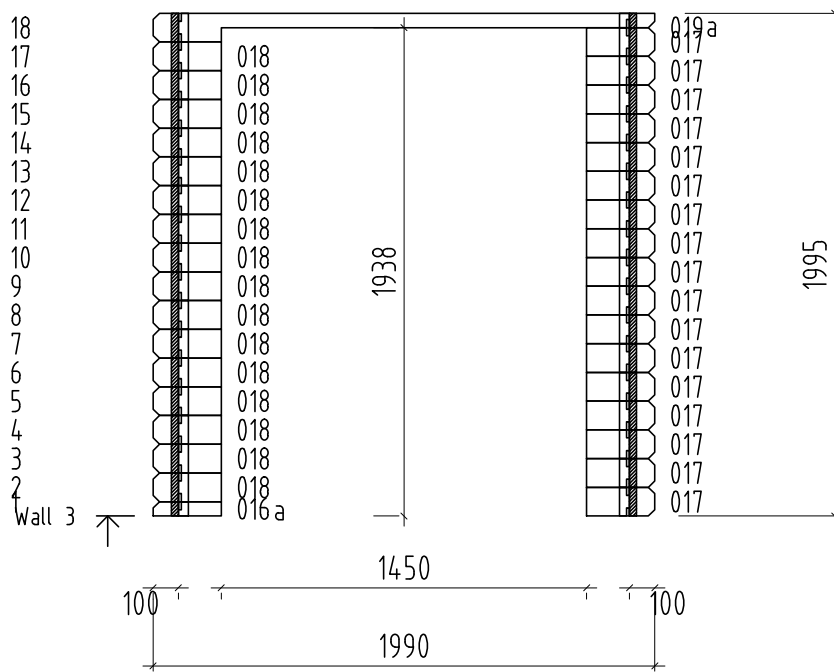
File	Nancy.dwg
------	-----------

Page 1

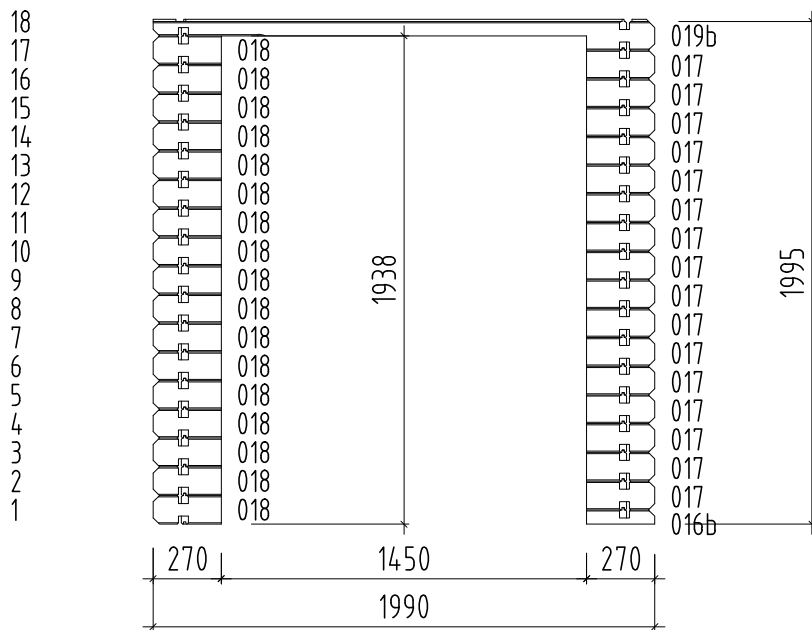


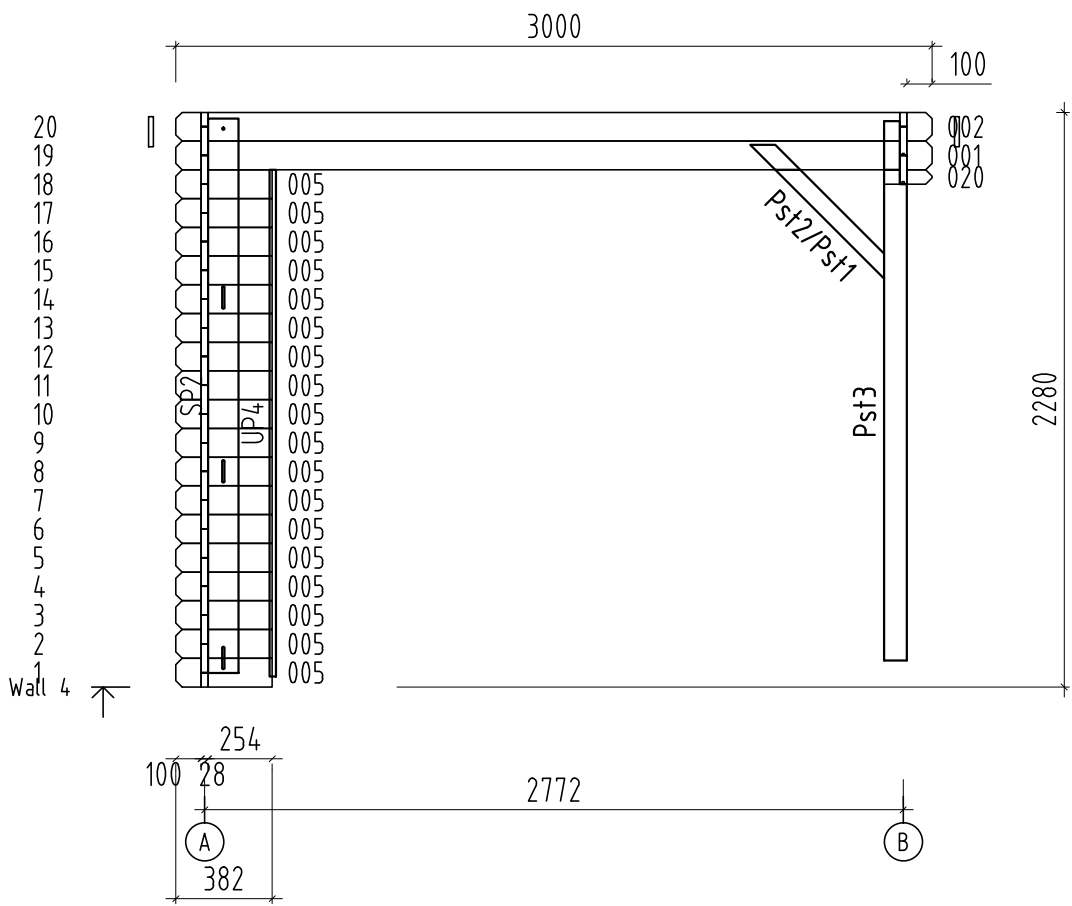


a)

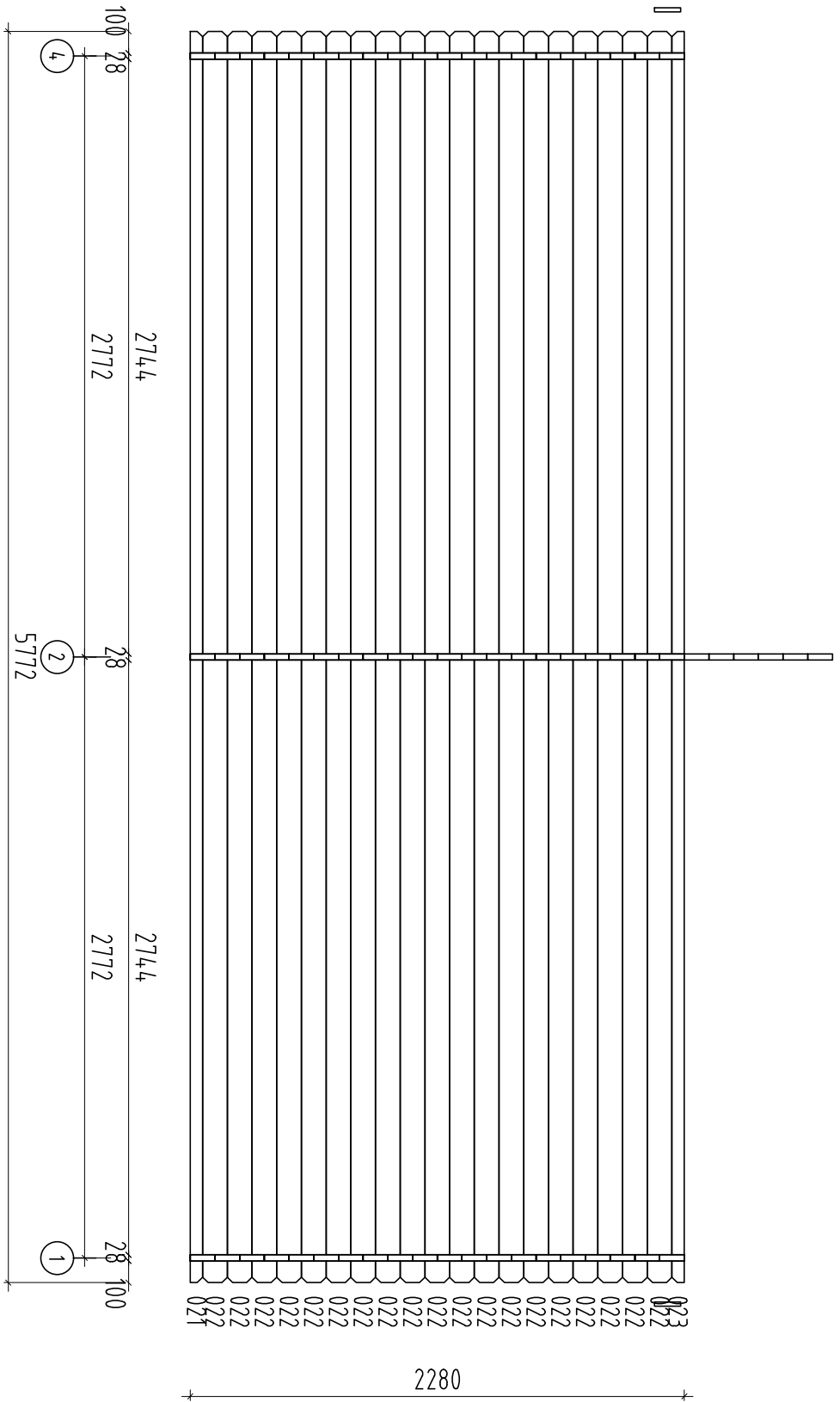


b)





21  
20  
19  
18  
17  
16  
15  
14  
13  
12  
11  
10  
9  
8  
7  
6  
5  
4  
3  
2  
1  
Wall A



④

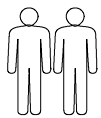
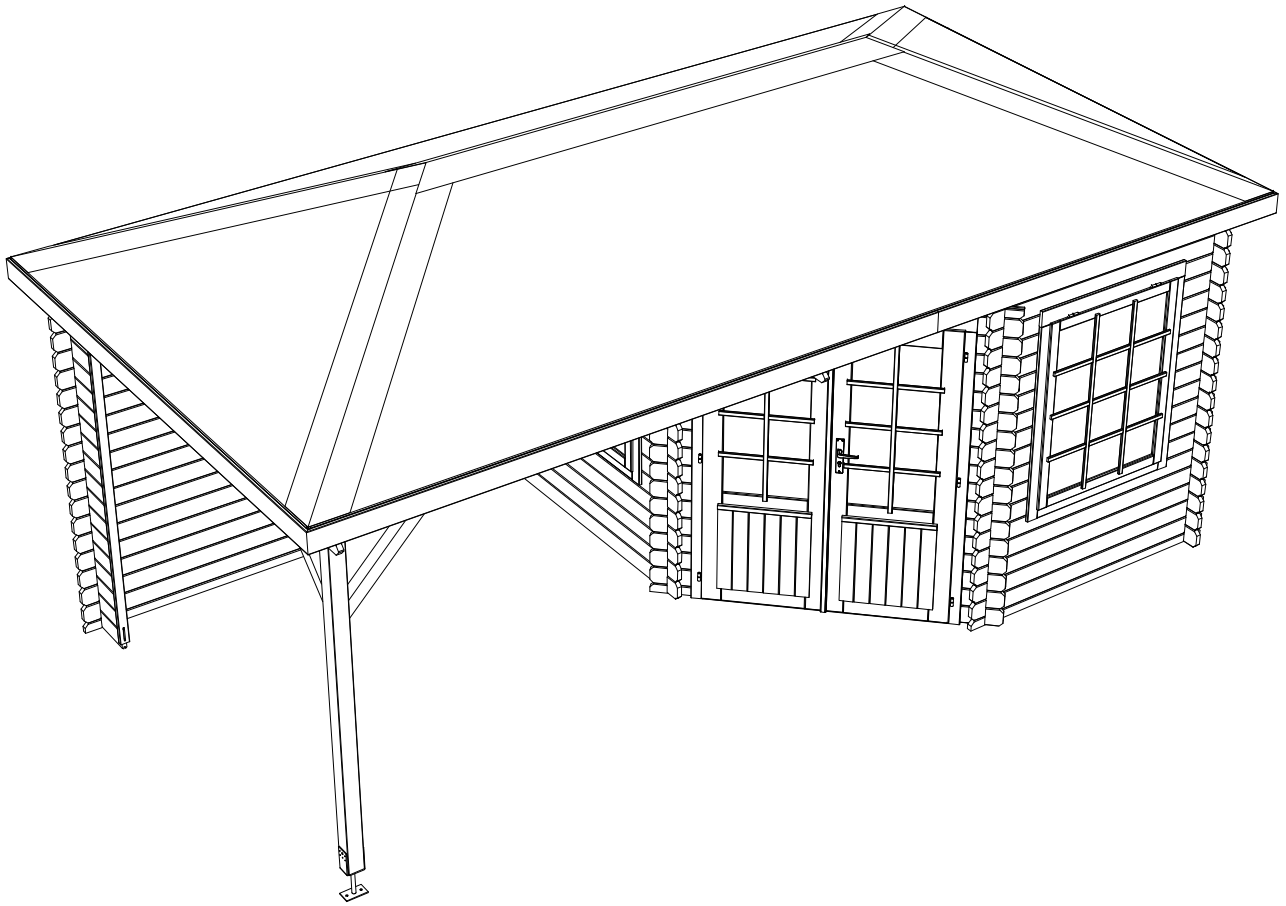
②

①

2280



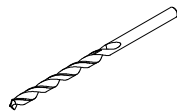




1.

2.

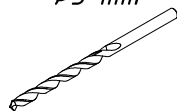
$\varnothing 3 \text{ mm}$



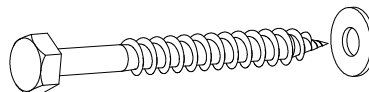
QKR4,5<



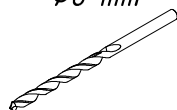
$\varnothing 5 \text{ mm}$



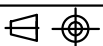
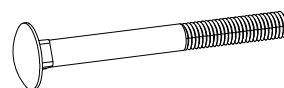
QKSKR8



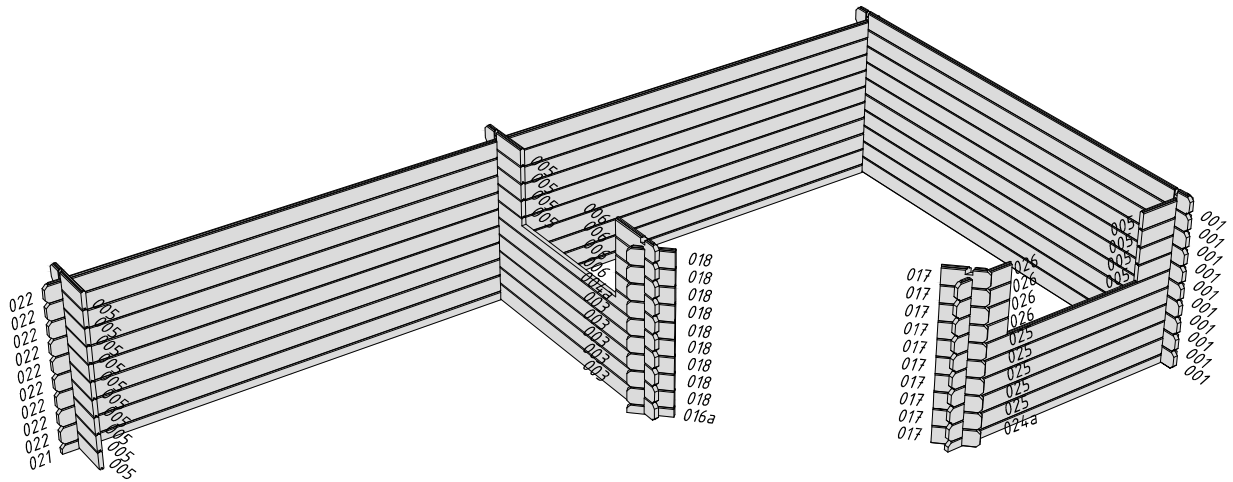
$\varnothing 8 \text{ mm}$



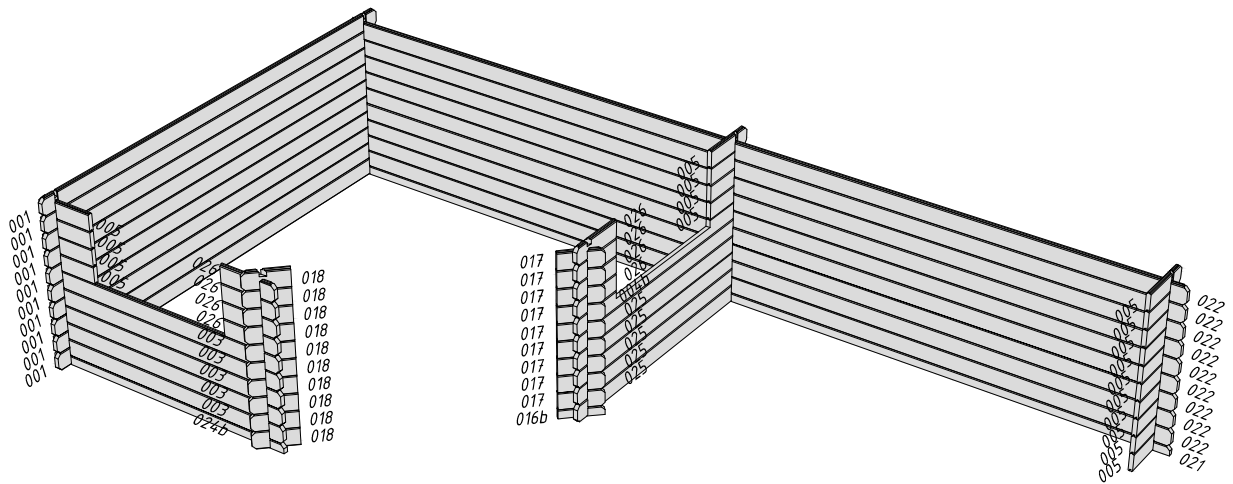
QPUP08



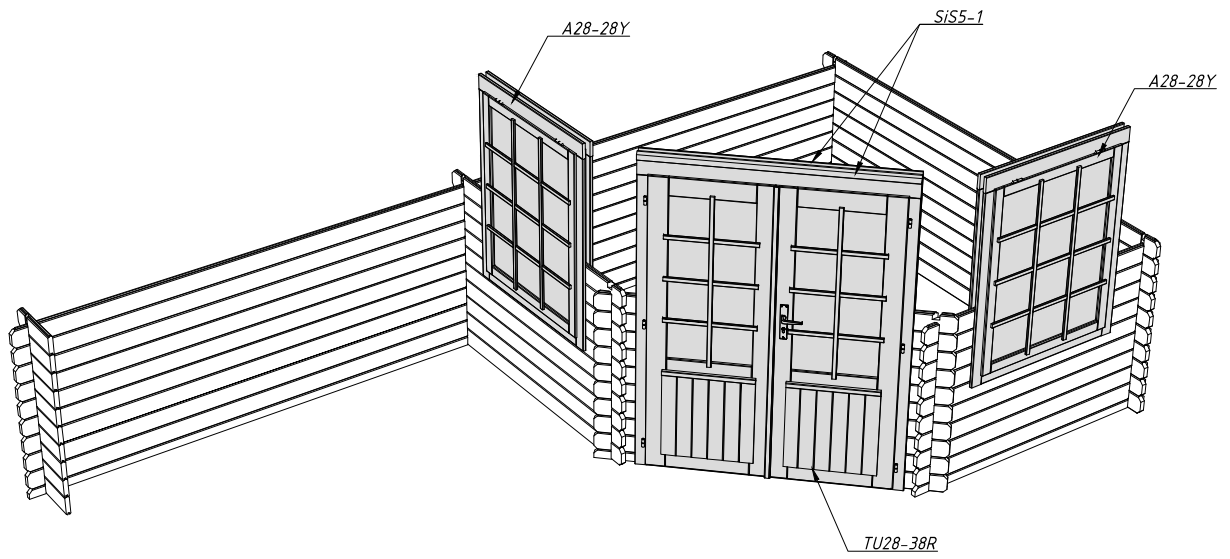
a)



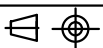
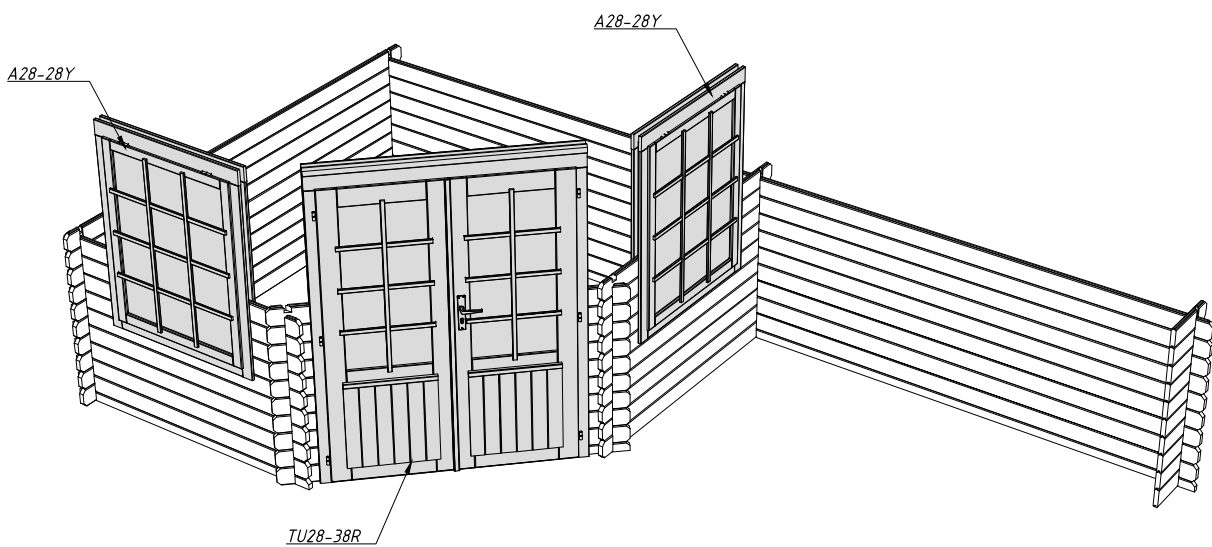
b)



a)

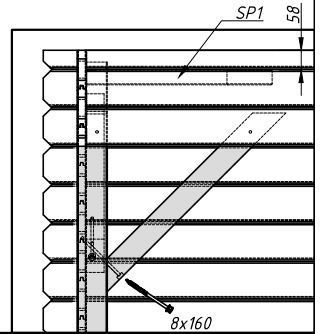
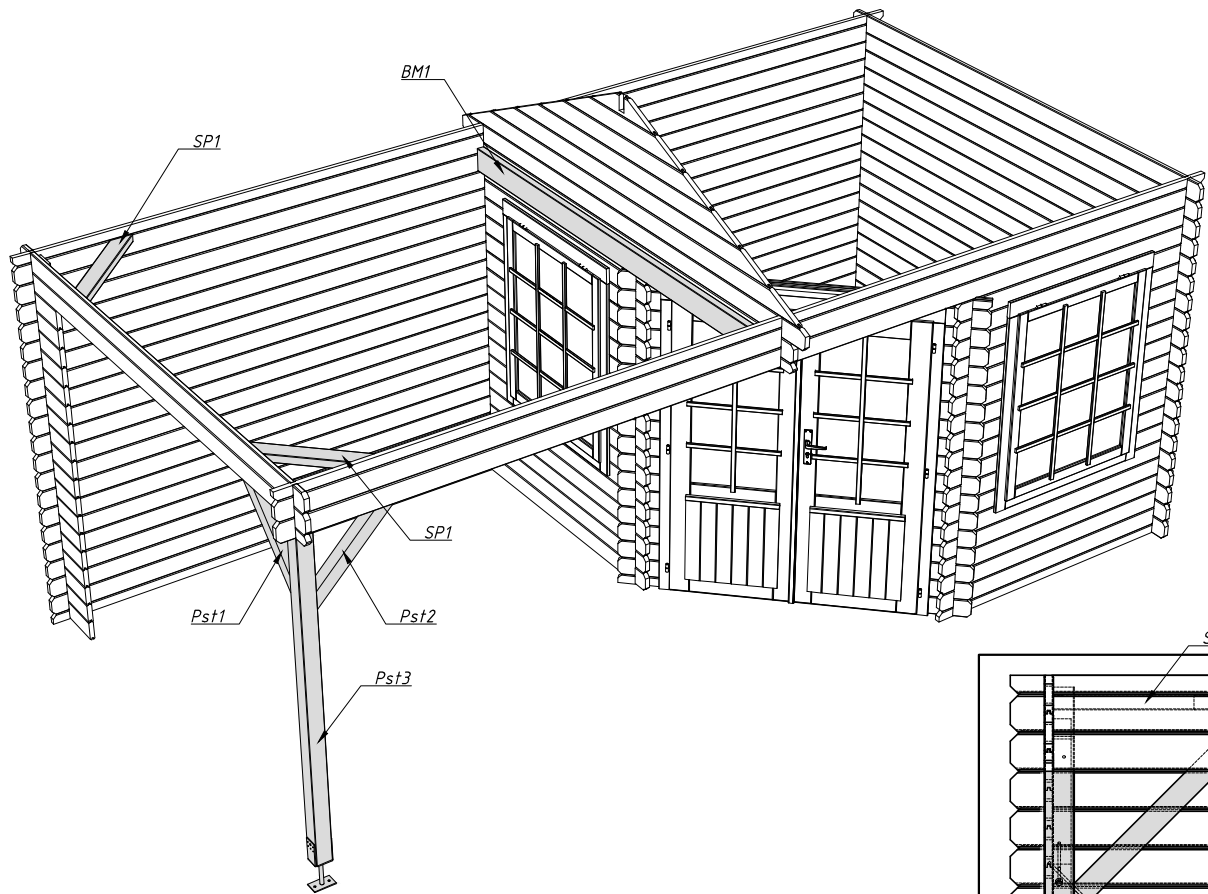


b)





a)



b)

